











Risk Awareness

It's important to us that you have as much information as possible about the person you will be supporting early in the recruitment process. We have found that sharing as much detail as possible from the start really helps new colleagues begin to understand the person they support and to be better prepared for when they join us.

 <p>Does the person we support smoke?</p>	 <p>Is there substance misuse by the person we support?</p>
<p>Yes Vapes outside</p>	<p>Nope</p>

 <p>Is physical hands-on support required?</p>	 <p>Does the person we support make physical contact with staff?</p>
<p>Nope</p>	<p>Nope</p>

 <p>Is there any likelihood of verbal or physical abuse?</p>	 <p>Does the person we support require personal care?</p>
<p>Physical sometimes</p>	<p>Nope</p>

 <p>Does the person we support have any pets?</p>	 <p>Are there any other potential risks?</p>
<p>Nope</p>	<p>Nope</p>